

Vancouver Fog Fingerless Gloves



Recommended yarn: Berroco Ultra Alpaca (worsted weight / 10 ply, 9 wpi).

4.5mm double pointed needles, one cable needle.
1 tapestry needle.

Gloves depicted use 4 repeats total of cable pattern. For shorter gloves, use 3 or 2 repeats of cable pattern.

Left Glove

Cast on 36 stitches loosely.

Divide across 3 needles:

Needle 1: 14 stitches (first needle in each round)

Needle 2: 11 stitches

Needle 3: 11 stitches

Join and work 8 rounds k2, p2 ribbing.

Cable pattern is worked over 14 stitches (needle 1), 14 rows total.

Throughout cable pattern:

Needle 2: p2, k9

Needle 3: k9, p2

Abbreviations

lpk - slip 2 stitches to cable needle and hold to front, p1, k2 from cable needle

rkp - slip 1 stitch to cable needle and hold to back, k2, p1 from cable needle

lkk - slip 2 stitches to cable needle and hold to front, k2, k2 from cable needle

rkk - slip 2 stitches to cable needle and hold to back, k2, k2 from cable needle

Row 1: k2, p2, lpk, rkp, p2, k2

Row 2 and all even rows: knit the knit stitches, purl the purl stitches

Row 3: lpk, p2, lkk, p2, rkp

Row 5: p1, lpk, rkp, lpk, rkp, p1

Row 7: p2, rkk, p2, rkk, p2

Row 9: p1, rkp, lpk, rkp, lpk, p1

Row 11: rkp, p2, lkk, p2, lpk

Row 13: k2, p2, rkp, lpk, p2, k2

Work cable pattern an additional 2 (1, 0) times (3 (2, 1) repeats total).

Work rows 1-7 of cable pattern.

Work cable pattern row 8 on needle 1.

Needle 2: p2, k9

Needle 3: k3, slip 4 stitches to waste yarn and cast on 4 stitches using the backwards loop method onto right hand needle, k2, p2.

Work rows 9-14 of cable pattern (4 repeats total).

Work 8 rows of k2, p2 ribbing.

Bind off loosely.

Thumb

Place 4 stitches from waste yarn onto one needle.

Pick up and knit 8 more stitches (12 stitches total) from around thumb hole, distributing evenly across two needles.

Work 8 rows in knit.

Bind off loosely.

Weave in loose ends.

Right Glove

If you want your gloves to be mirror images (including the cables), reverse rkk and lkk in cable pattern.

Follow pattern as for left glove until row 7 of 4th repeat of the cable pattern.

Work cable pattern row 8 on needle 1.

Needle 2: p2, k2, slip 4 stitches to waste yarn and cast on 4 stitches using the backwards loop method onto right hand needle, k3.







Needle 3: k9, p2

Work rows 9-14 of cable pattern (4 repeats total).

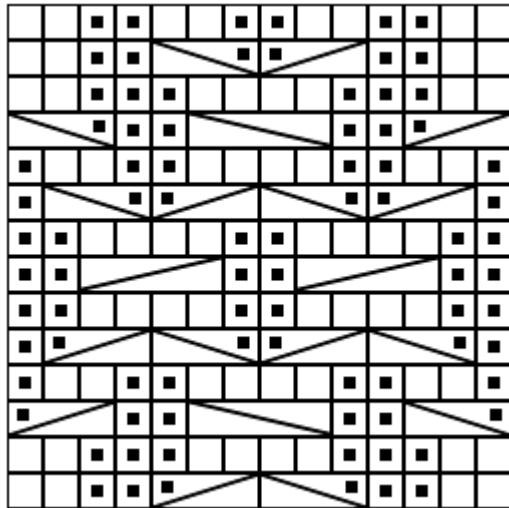
Work 8 rows of k2, p2 ribbing.

Bind off loosely.

Complete thumb as for left glove.

knit	
purl	
lpk	
rkp	
lkk	
rkk	

Cable Pattern for Left Glove



Cable Pattern for Right Glove

